

Act+FastTM

Anti Choking Trainer

User Manual



Kit Includes:

Act+Fast neoprene vest - PVC bladder - Airway assembly -
Thirty foam plugs - Users Manual - Storage bag

All contents are lead and latex-free

1 year product warranty

For instructions e-mail: info@actfastmed.com

Act Fast LLC

www.actfastmed.com

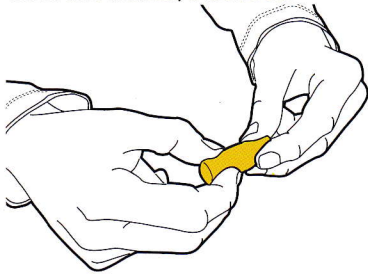
MADE IN CHINA
ASSEMBLED IN USA
US Patent 8,770,985

Directions for Use

Intended for use under the direction of Health or Safety Instructors.

Each kit includes 10 green foam plugs for beginners, and 20 yellow foam plugs for more advanced students.

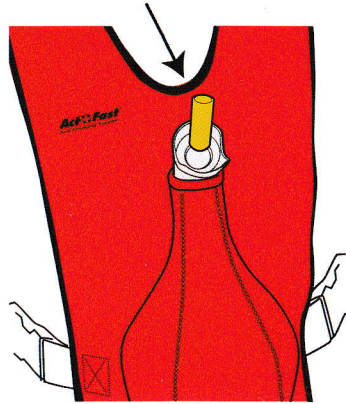
Foam plugs can be softened by rolling with fingers. Allowing them to be expelled more easily from the trainer, if needed.



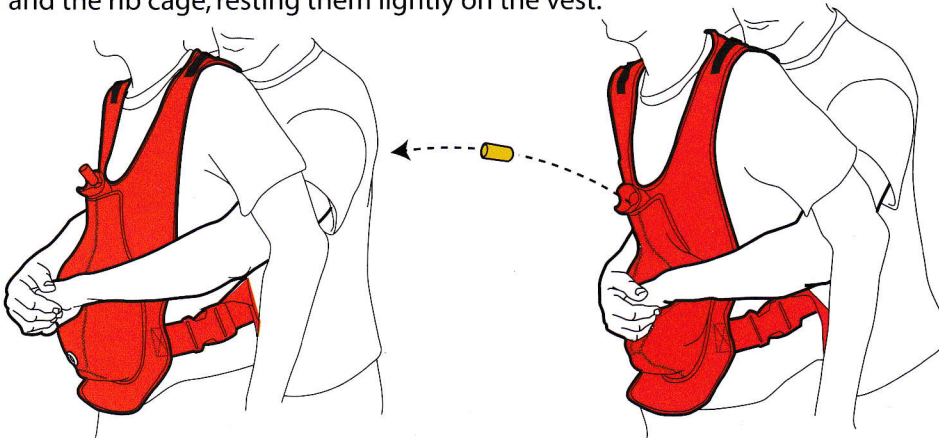
The size of these plugs are typical of CHOKING HAZARDS - providing realistic training, but they should be kept out of reach from children under 4 years of age.

Pull the vest over your head and adjust the shoulder straps and waist belt to fit snugly.

Drop a foam plug into the airway.



Place your hands in the correct position, between the navel or belly button, and the rib cage, resting them lightly on the vest.

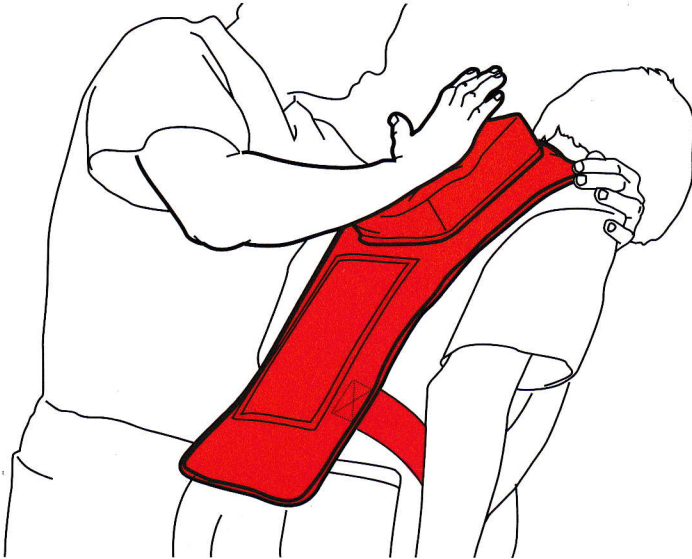


Then deliver a quick upward thrust to dislodge the obstruction. **Do not use force, it is not necessary and may cause injury.** Correct technique will result in the plug shooting into the air, providing instant feedback and teaching the concept.

Warning: do not aim foam plug at eyes.

Use the Back Slap Pad to practice giving back blows.

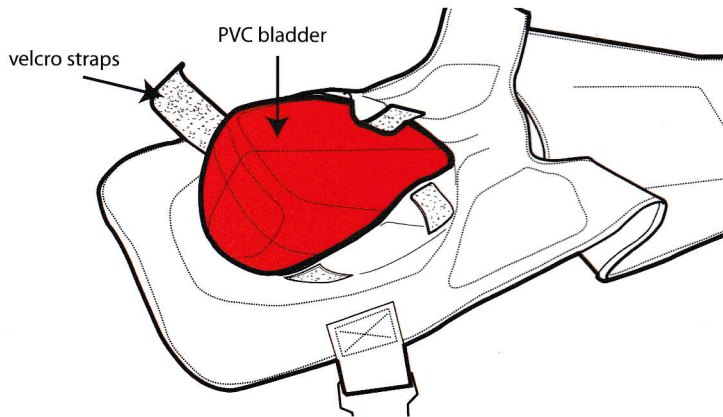
WARNING: for simulation only, do not use force.



The training vest can be used in a variety of positions to create realistic scenarios, including: standing, sitting and lying on the ground. Also, it allows the student to practice self rescue, using a counter top or chair.

Cleaning Instructions

From the underside of the vest, release velcro straps and remove the PVC bladder and airway assembly from neoprene vest.



Wash vest by hand using mild detergent, hang to air dry.

Constructed with Durable Neoprene.

Adjustable shoulder straps for easy fit.

Translucent PVC Airway allows user to see release of obstruction.

Vest front side

Large easy snap buckles with adjustable straps.
One size fits all

Back Pad crumple zone for practicing back blows.
*see warning

Place hands here over air bladder.

Navel aids in correct hand placement.

Vest back side

